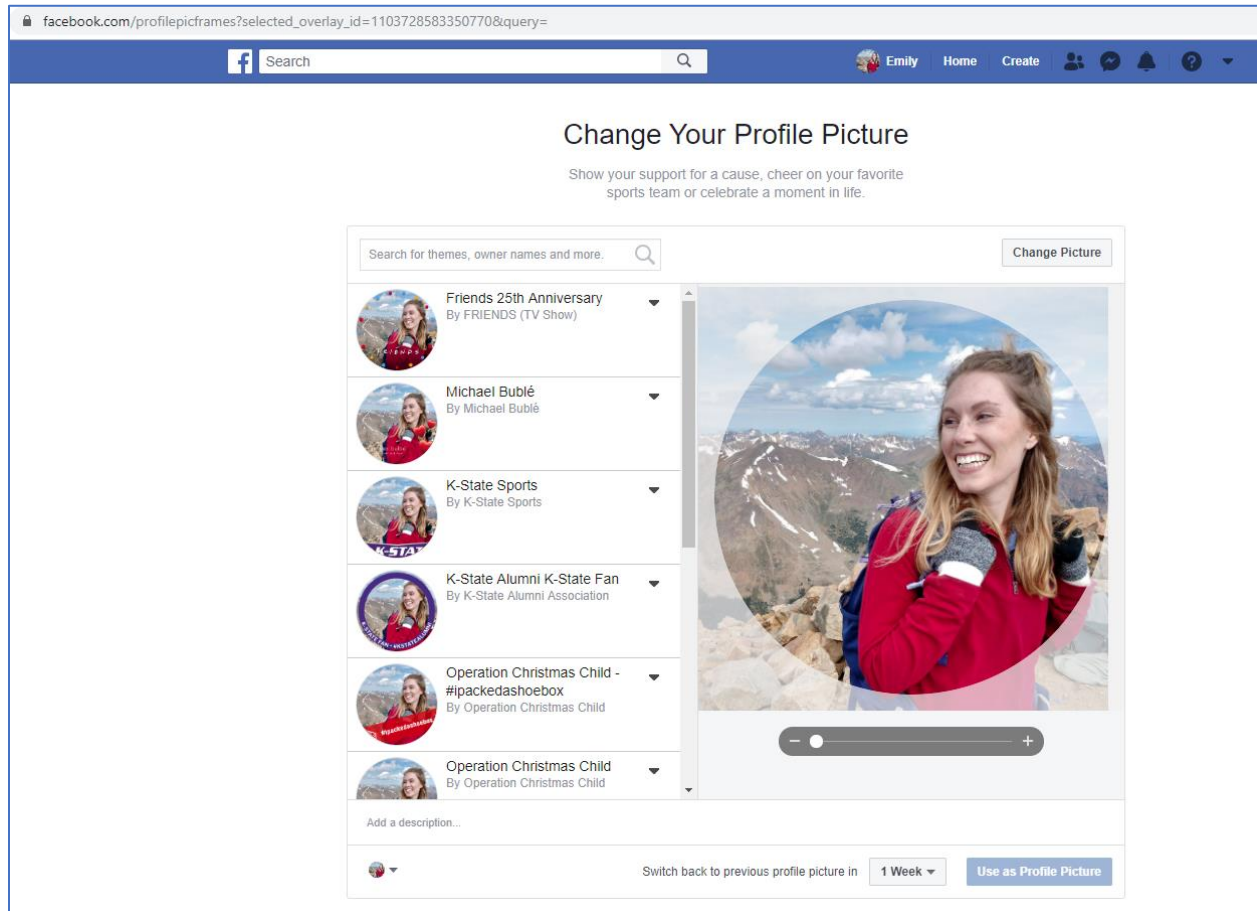


How to apply the #KansasFightsFlu Facebook profile frame

1. Log in to Facebook
2. Go to facebook.com/profilepicframes



3. Search for #KansasFightsFlu

facebook.com/profilepicframes?selected_overlay_id=1103728583350770&query=%23KansasFightsFlu

f Search


Emily Home Create

Change Your Profile Picture


Show your support for a cause, cheer on your favorite sports team or celebrate a moment in life.

#KansasFightsFlu

Change Picture



#KansasFightsFlu
By Immunize Kansas Coalition



– ● +

Add a description...

Switch back to previous profile picture in 1 Week Use as Profile Picture

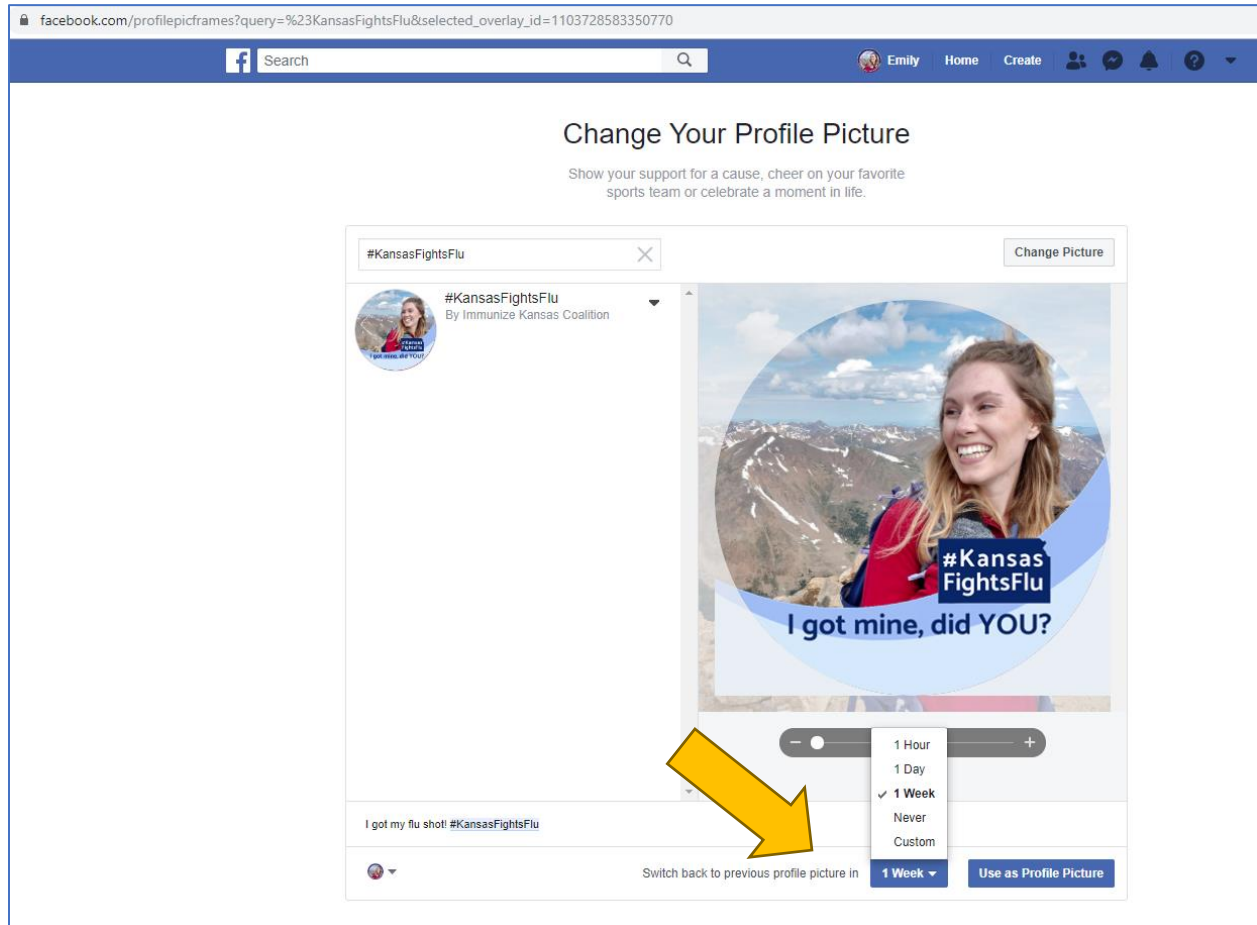
4. (Optional) Type **I got my flu shot! #KansasFightsFlu** in the **Add a description...** box

The screenshot shows the Facebook 'Change Your Profile Picture' interface. At the top, the browser address bar shows the URL: `facebook.com/profilepicframes?query=%23KansasFightsFlu&selected_overlay_id=1103728583350770`. The page title is 'Change Your Profile Picture' with a subtitle: 'Show your support for a cause, cheer on your favorite sports team or celebrate a moment in life.'

The main content area features a search bar with '#KansasFightsFlu' and a 'Change Picture' button. Below the search bar, there is a preview of the selected profile picture. The preview shows a circular image of a smiling woman in a red jacket against a mountain background. A blue banner at the bottom of the circle contains the text '#KansasFightsFlu' and 'I got mine, did YOU?'. A zoom slider is visible below the preview.

At the bottom of the interface, there is a text input field containing the text 'I got my flu shot! #KansasFightsFlu'. A yellow arrow points to this input field. To the right of the input field, there is a 'Switch back to previous profile picture in' dropdown menu set to '1 Week' and a 'Use as Profile Picture' button.

5. Set the duration of the profile frame



The screenshot shows the Facebook interface for changing a profile picture. The main heading is "Change Your Profile Picture" with a subtext: "Show your support for a cause, cheer on your favorite sports team or celebrate a moment in life." Below this is a search bar containing "#KansasFightsFlu" and a "Change Picture" button. The main preview area shows a circular profile picture of a woman with a blue frame that says "#KansasFightsFlu" and "I got mine, did YOU?". Below the preview is a duration selection menu with a slider and a dropdown list. The dropdown list is open, showing options: "1 Hour", "1 Day", "1 Week" (selected), "Never", and "Custom". At the bottom, there is a "Switch back to previous profile picture in" button and a "1 Week" dropdown. A yellow arrow points to the "1 Week" option in the dropdown menu.

facebook.com/profilepicframes?query=%23KansasFightsFlu&selected_overlay_id=1103728583350770

Search

Emily Home Create

Change Your Profile Picture

Show your support for a cause, cheer on your favorite sports team or celebrate a moment in life.

#KansasFightsFlu

#KansasFightsFlu
By Immunize Kansas Coalition

#KansasFightsFlu
I got mine, did YOU?

1 Hour
1 Day
✓ 1 Week
Never
Custom

I got my flu shot! #KansasFightsFlu

Switch back to previous profile picture in 1 Week Use as Profile Picture

6. Click Use as Profile Picture