



# Interoperability: EHRs & Cell Phones



# KHIN Products

**Advancing Care Information – 25% of MIPS score**

**(ACI Components: Protect Patient Health Information, Electronic Prescribing, Patient Electronic Access, Coordination of Care Through Patient Engagement, Health Information Exchange, Public Health and Clinical Data Reporting)**

1. Secure Clinical Messaging/DIRECT
2. HIE Longitudinal Patient View
  - Within EHR
  - Web-based Access
3. ONC Certified Personal Health Record
  - View Download & Transmit
  - Patient Education
  - Secure Messaging
4. Public Health Interfaces
  - Immunizations
  - Syndromic Surveillance
  - Clinical Data Registry



# WebIZ Immunization Status

- Total number of immunization sites in Kansas participating through KHIN: 728
- Sites Currently in Production through KHIN: 465
- Sites currently in a HOLD status: 28 (changing vendors/no clinic involvement etc)
- Outstanding Sites not in Production: 235
- Sites that have moved to Production in 2016: 46 plus reworked KUMed for a total of 387 KU Sites)



# Immunization Integration Issues

## eCW Issues 11/2/2016:

- Manufacturer of Vaccines incomplete (as in missing certain manufacturers)
- Next Of Kin information is lacking certain fields when sent
- Placer Order Number is either missing or invalid (depending on the message)
- Missing VIS dates on some immunizations
- Identifying new vaccines as historical

## Meditech Issues as of 11/2:

- CVX Codes (CVX88) being used incorrectly or should be suppressed according to WebIz
- VFC Eligibility errors
- Placer Order Number missing

## Practice Partner Issues as of 11/2:

- Language Identifier not being sent
- Placer Order Number missing



SECTION 1



High Risk Patients



Preventive Care



Readmissions



Population Health

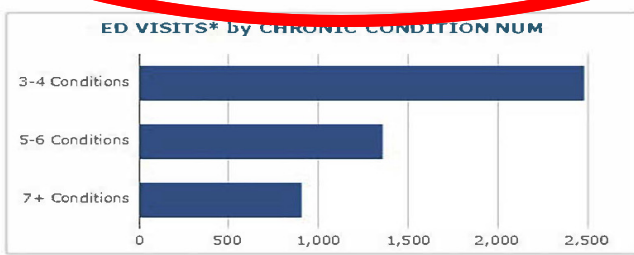
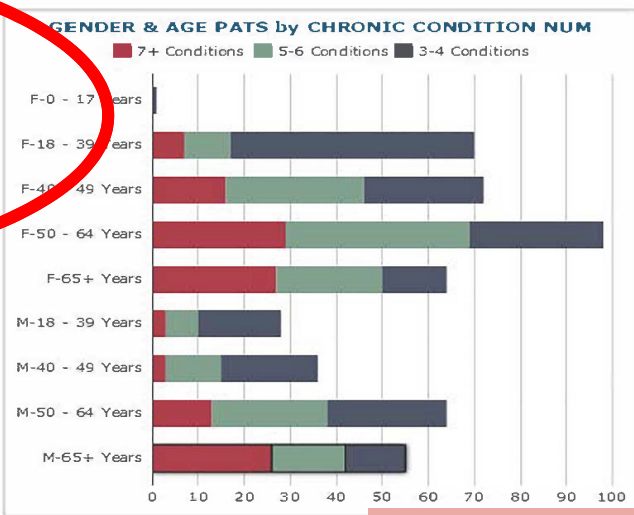
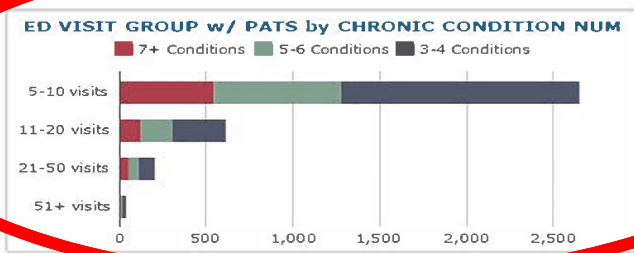
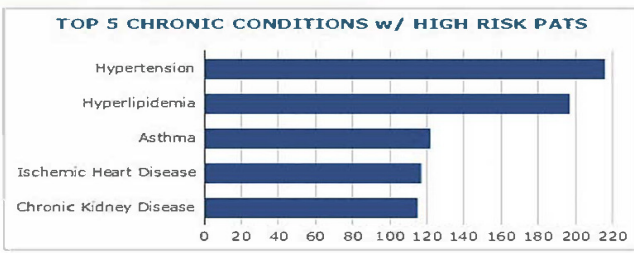
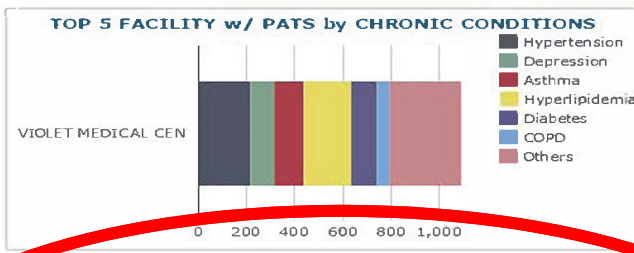
Back Home  
 Overview High Risk Patient List ED Visits  
 Facility Teakwood Medical Center

TOTAL POPULATION  
**287,605**

HIGH RISK POPULATION  
**488**

HIGH RISK ED VISITS  
**4,744**

Identifies patients from one facility that have 7+ chronic diseases and have visited the ED 51+ times in 12 months.



\*ED Visits within 12 months.

MIPS & APM CPIA Requirement: Identify High Risk Patients = 10 points



Overview High Risk Patient List ED Visits

Facility ROSEWOOD MEDICAL CENTER

Start Month: 2015-09  
End Month: 2016-09

ED VISIT COUNT BY PATIENT

#	Name	DOB	Sex	Our ED Visits	All ED Visits
<b>676</b>	<b>Totals</b>			<b>2,882</b>	
1	DOE, ALICE	11/05/1978	F	53	158
2	DOE, EMILY	04/29/1986	F	45	158
3	DOE, JEFFREY	01/07/1987	M	36	152
4	DOE, JENNIFER	12/08/1974	F	28	130
5	DOE, JULIA	08/21/1974	F	25	97
6	DOE, RICHARD	02/18/1948	M	24	59
7	JOHNSON, CHRISTINA	06/12/1962	F	23	68
8	JOHNSON, TANESHIA	02/12/1982	F	23	131
9	MARTYN, CHRISTOPHER	12/18/1980	M	22	77
10	MARTYN, DANIEL	08/31/1978	M	21	60
11	MARTYN, JAMES	01/04/1973	M	19	102
12	MARTYN, TRACY	01/19/1971	F	19	70
13	SMITH, MARCEE	12/20/1971	F	18	38
14	SMITH, RANDY	10/06/1961	M	18	31
15	SMITH, ROBERT	12/14/1980	M	18	48
16	SMYTH, ESTER	04/26/1964	F	17	22
17	SMYTH, MICHAEL	09/17/1970	M	17	71
18	SMYTH, ROBERT	02/02/1988	M	17	67
19	TWO, ANGEL	12/12/1982	F	16	63

Provides patient level drill down with name and number of ED visits, at home ED and other EDs.

PDF Excel

MIPS & APM CPIA Requirements: Routine and Timely Follow Up to ED visits = 10 points







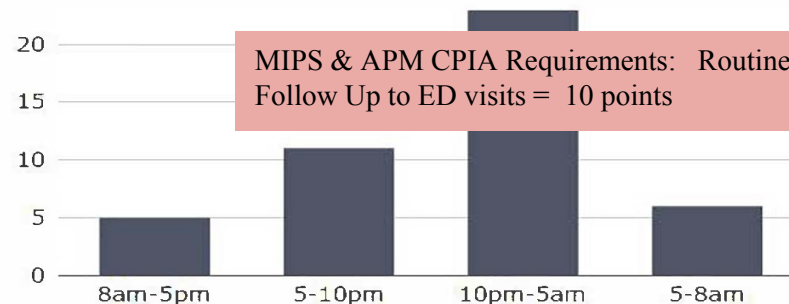
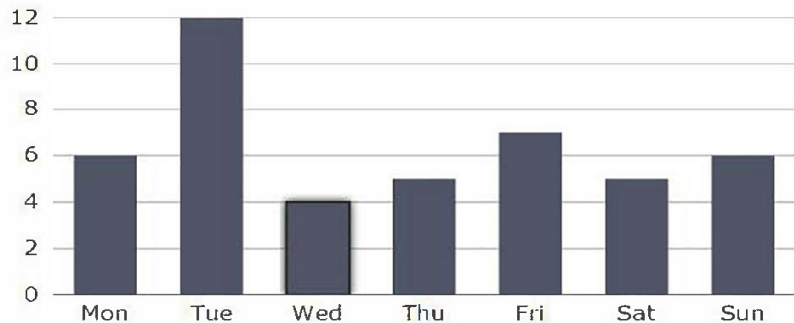
Provides patient level drill down of ED utilization patterns across all EDs.

Facility: All Values (150)

Patient Name: DOE, EMILY

#	Attending Provider	Visit Date	ED Facility	Day of Week	Time of Day	Days since Prev ED Visit
1	SMYTH, F (0000074)	2016/07/05	Magnolia Health Center	Tue	22:15	9
2	SMYTH, JACOB (0000074)	2016/06/26	Teakwood Medical Center	Sun	11:15	6
3	SMYTH, HOWARD (0000074)	2016/06/19	Rosewood Health Center	Sun	01:05	2
4	DOE, JAMES (0000074)	2016/06/17	Magnolia Health Center	Fri	08:10	0
5	DOE, JAMES (0000074)	2016/06/17	Eastern Hospital	Fri	05:12	3
6	DOE, PHILLIP (0000074)	2016/06/14	Lilly Valley Health Center	Tue	03:30	1
7	DOE, DENISE (0000074)	2016/06/13	Lilly Valley Health Center	Mon	06:24	1
8	DOE, TIFFINI (3000074)	2016/06/10	Blue Cloud Health Center	Fri	07:17	38

PDF Excel



MIPS & APM CPIA Requirements: Routine and Timely Follow Up to ED visits = 10 points



**Facility: Magnolia Health Center**

**PCP: SMITH, L (000000000)**

**Pat Name: SMITH, JANE**

**Account ID: 999999999**

Provides patient level drill down for diagnosis, procedures and insurance provider.

**Diagnosis List**

Diag Code	Diag Desc	Sequence
272.4	Other and Unspecified Hyperlipidemia	2
272.4	Other and Unspecified Hyperlipidemia	3
272.4	Other and Unspecified Hyperlipidemia	4
300.	Anxiety State, Unspecified	5
300.	Anxiety State, Unspecified	6
305.1	Tobacco Use Disorder	2

**Procedure List**

Proc Code	Desc
96361	Intravenous infusion, hydration; each ad
96365	Intravenous infusion, for therapy, proph
96372	Therapeutic, prophylactic, or diagnostic
96374	Therapeutic, prophylactic, or diagnostic
96375	Therapeutic, prophylactic, or diagnostic
96376	Therapeutic, prophylactic, or diagnostic

**Insurance List**

Ins Name
MANAGED CARE



Overview High Risk Patient List ED Visits

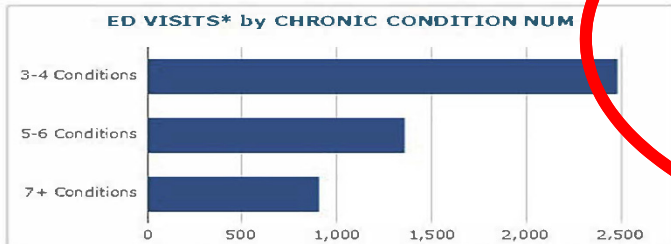
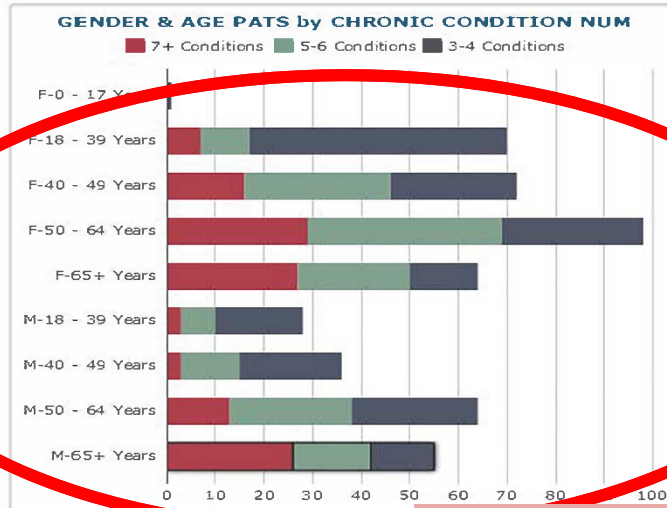
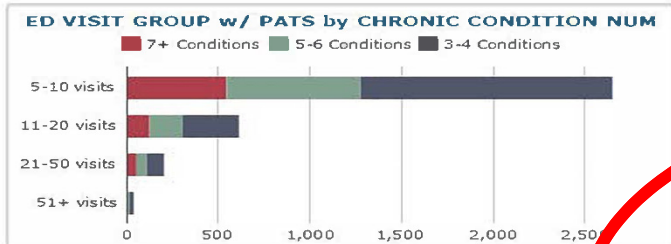
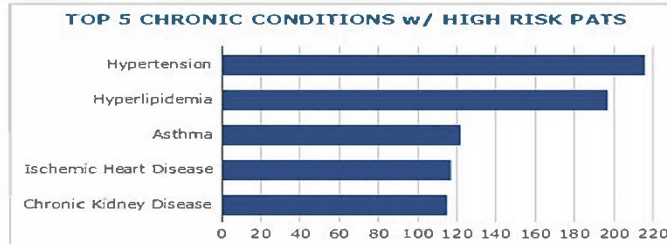
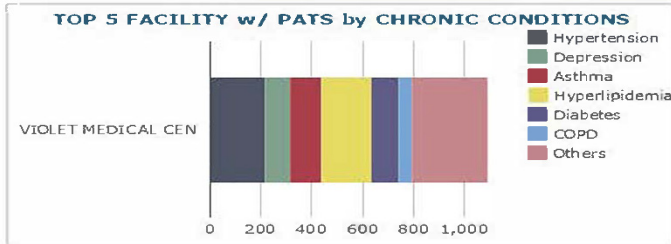
Facility Teakwood Medical Center

TOTAL POPULATION  
287,605

HIGH RISK POPULATION  
488

HIGH RISK ED VISITS  
4,744

Provides number of chronic diseases by patient age for patients with 5 or more ED visits.



\*ED Visits within 12 months.

MIPS & APM CPIA Requirements: Proactively manage chronic care = 10 points





Provides patient level drill down by chronic disease condition and age.



**COPD and 7+ Conditions Patients: 524**

MIPS & APM CPIA Requirements: Proactively manage chronic care = 10 points

### High Risk Patients COPD and 7+ Conditions for Facility All Values (128)

#	Name	DOB	Sex	Most Recent	Facility	All Chronic Conditions
1	Jones, Bobbi	11/06/1953	F	2016-07-14	Magnolia Health Cente	Asthma, COPD, Diabetes, Heart Failure, Hyperlipidemia, Hyp
2	Jones, Jane	06/04/1955	F	2016-05-14	Magnolia Health Center	Asthma, Atrial Fibrillation, COPD, Depression, Diabetes, Hear
3	Jones, Tracy	03/14/1956	F	2016-04-05	Magnolia Health Cente	Asthma, Atrial Fibrillation, COPD, Chronic Kidney Disease, Di
4	Smith, Jane	03/18/1946	F	2016-05-07	Rose Valley Medical Ce	Asthma, COPD, Depression, Diabetes, Heart Failure, Hyperlip
5	Smith, John	10/31/1962	M	2016-04-04	Valley Health Center	Asthma, COPD, Diabetes, Heart Failure, Hyperlipidemia, Hyp



High Risk  
Patients

SECTION 2



Preventive  
Care



Readmissions



Population  
Health

Patient List

Facility All Values

Measure Breast Cancer Screening  
Breast Cancer Screening  
Colorectal Cancer Screening  
Influenza Immunization  
Pneumonia Immunization

Patient Name	DOB	Sex	Admit Date	Facility	Measure	Act Type	Act Desc	Record #
Doe, Janet	03/10/1954	F	2016-07-18	Lilly Valley Medical	CORDOVA, LOREE (177051	Diagnosis		
Early, Brenda	02/28/1961	F	2016-07-18	Teakwood Medical Center	SCHRADER, JEAN (1851322	Diagnosis		
Early, Nancy	01/04/1958	F	2016-07-18	Violet Medical Center	MERCADO, TIFFINIE (11948	Diagnosis		
Frank, Annette	07/07/1956	F	2016-07-18	Rosewood Medical Center	VAUGHN, SHERRI (135634	Diagnosis		
Frank, Holly	01/14/1963	F	2016-07-18	Living Memorial Hospital	MUNDERMAN, EMILY (15280	Diagnosis		
House, Melinda	03/31/1952	F	2016-07-18	Healthy Living Hospital	ANDERSON, STACEY (1427	Diagnosis	Encounter for screening	1
Jones, Laura	07/30/1961	F	2016-07-18	Flowers Hospital	SCHRADER, JEAN (1851322	Diagnosis	Encounter for screening	1
Jonnes, Diann	08/20/1951	F	2016-07-18	Lilly Valley Health Center	STAMPER, ELIZABETH	Diagnosis	Encounter for screening	1
Martyn, Margare	12/18/1947	F	2016-07-18	Magnolia Health Center	ELIJ (000 )	Diagnosis	Encounter for screening	1
Neel, Laura	01/13/1974	F	2016-07-18	Eastern Hospital	YOUNGLOVE, COURTNEY (1	Diagnosis	Encounter for screening	1
Out, E	04/03/1953	F	2016-07-18	Blue Cloud Health Center	GRAVINO, JOHN (1992783	Diagnosis	Encounter for screening	1
Out, Lisa	08/03/1971	F	2016-07-18	Westwood Health Center	CRAMER, BONNIE (119477	Diagnosis	Encounter for screening	1
Sailor, Brenda	04/06/1957	F	2016-07-18	Flowers Hospital	BRUNFELDT, JOAN (176058	Diagnosis	Encounter for screening	1
Sailor, Mary	01/20/1946	F	2016-07-18	Eveningside Health Center	IMBER, MOLLY (140707698	Diagnosis	Encounter for screening	1
Smyth, Linda	05/25/1947	F	2016-07-15	Rosewood Medical Center	CORDOVA, LOREE (177051	Diagnosis	Encounter for screening	1
Two, Cynthia	11/20/1961	F	2016-07-15	Teakwood Medical Center	HUERTER, PAMELA (172008	Diagnosis	Encounter for screening	1
Two, Roger	05/01/1963	F	2016-07-15	Magnolia Health Center	MIRABILE, JAMES (1588608	Diagnosis	Encounter for screening	1
Well, Linda	07/24/1962	F	2016-07-15	Treetop Hospital	VANS, KAREN (199275898	Diagnosis	Encounter for screening	1
Well, Patricia	02/22/1948	F	2016-07-15	Eagle Landing Hospital	DARBY, SARAH (17900052	Diagnosis	Encounter for screening	1
Zee, Martha	06/17/1965	F	2016-07-15	Hope Valley Hospital	HUERTER, PAMELA (172008	Diagnosis	Encounter for screening	1

Provides real time, preventive care patient level drill down identifying where patients received preventative care, if outside of PCP, for quality reporting.

PDF Excel

MIPS & APM CPIA Requirements: Measure and Improve Quality at the Practice Level = 10 points

OK

Patient List

Facility All Values (150)

Measure Colorectal Cancer Screening

Provides description of the preventative care received. More detailed information is available in the HIE.

Patient Name	DOB	Sex	Admit Date	Facility	Provider	Act Type	Act Desc	Record #
								<b>32,044</b>
Brand, Gabriel	08/26/1953	M	2016-07-21	Teakwood Medical Cen	HART, JOHN (1689636698)	Procedure	Blood, occult, by fecal	1
Brand, Lisa	04/15/1957	F	2016-07-21	Rosewood Medical Cent	PORTER, MICHAEL (122503	Procedure	Colonoscopy, flexible, p	1
Brand, Rhonda	03/26/1952	F	2016-07-21	Lilly Valley Hospital	NIEDEREE, MARK (1063419	Procedure	Colonoscopy, flexible, p	1
Brand, Susan	04/14/1952	F	2016-07-21	Living Memorial Hospit	KING, TERESA (198260138	Diagnosis	Encounter for screening	1
Doe, Kenny	07/02/1961	M	2016-07-21	Magnolia Health Center	HALL, MARK (1700851169)	Diagnosis	Colon cancer screening	1
Doe, Nancy	08/11/1946	F	2016-07-21	Eagle Landing Hospital	KING, TERESA (198260138	Procedure	Sigmoidoscopy, flexible	1
Does, Delon	07/13/1962	F	2016-07-21	Hope Valley Hospital	PORTER, MICHAEL (122503	Diagnosis	Encounter for screening	1
Does, Jerry	05/23/1942	M	2016-07-21	Flowers Hospital	REED, JUSTIN (164927744:	Procedure	Sigmoidoscopy, flexible	1
Does, Richard	06/11/1946	M	2016-07-21	Flowers Medical Office	HART, JOHN (1689636698)	Procedure	Colorectal cancer scree	1
Does, Susan	06/21/1962	F	2016-07-21	Lilly Valley Hospital	ARROYO, ZEFERINO (ARRO	Diagnosis	Colonoscopy, flexible,	1
Does, Vang	11/10/1952	F	2016-07-21	Hope Valley Medical Off	REED, JUSTIN (164927744:	Diagnosis	Encounter for screening	1
Frank, Carol	09/14/1945	F	2016-07-21	Lilly Valley Medical Offi	PENNER, STEVEN (1881656	Procedure	Blood, occult, by fecal	1
Martyn, Beverl	08/31/1945	F	2016-07-21	Magnolia Medical Office	HART, JOHN (1689636698)	Procedure	Colorectal cancer scree	1
Martyn, Janet	08/08/1945	F	2016-07-21	Teakwood Medical Cent	HAMONS, JENNIFER (06089	Procedure	OCCULT BLOOD FECES	1
Martyns, Barba	04/26/1951	F	2016-07-21	Teakwood Clinics	SHAW, JOHN (1952374233	Procedure	Colonoscopy,Fiberoptic	1
Martyns, Rob	09/18/1961	M	2016-07-21	Eagle Landing Hospital	REED, JUSTIN (164927744:	Procedure	Colonoscopy, flexible, p	1
Smyth, Rex	02/24/1947	M	2016-07-21	Teakwood Medical Cent	NIEDEREE, MARK (1063419	Procedure	Colonoscopy, flexible, p	1
Well, Mary	10/03/1945	F	2016-07-21	Blue Cloud Hospital	NIEDEREE, MARK (1063419	Procedure	Colonoscopy, flexible, p	1
Wells, Elaine	11/11/1941	F	2016-07-21	Living Memorial Hospit	SHAW, JOHN (1952374233	Procedure	Colonoscopy,Fiberoptic	1
Zee, Kenneth	05/30/1953	M	2016-07-21	Westwood Health Cente	KING, TERESA (198260138	Diagnosis	Encounter for screening	1

PDF Excel

MIPS & APM CIP Requirements: Measure and Improve Quality at the Practice Level = 10 points

OK



High Risk  
Patients



Preventive  
Care

SECTION 3



Readmissions



Population  
Health





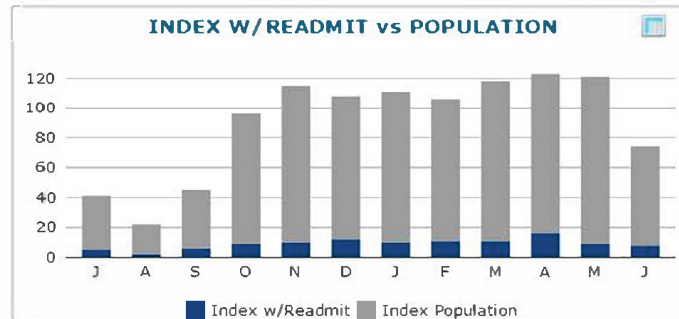
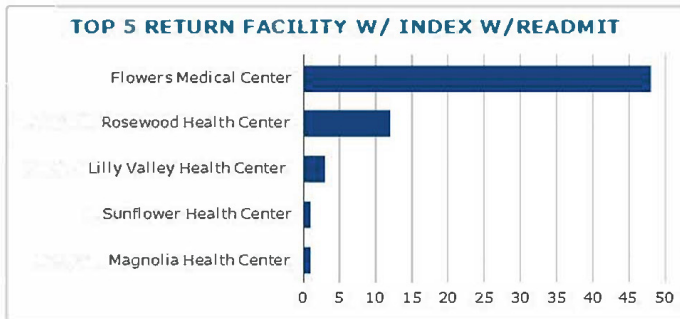
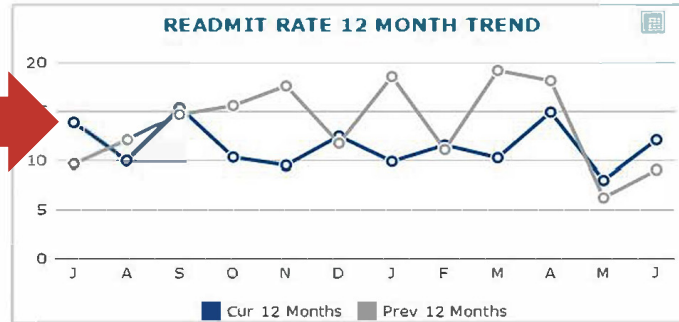
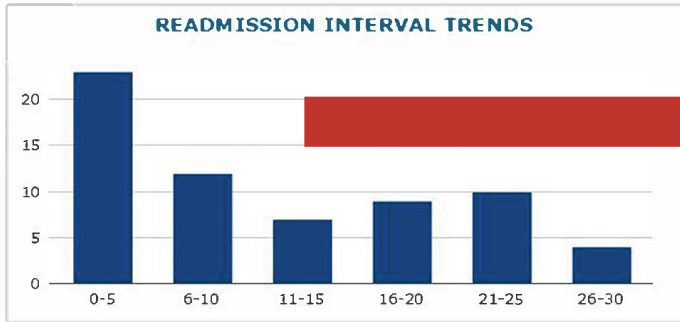
Provides real time hospital specific information by disease and trend line.

Overview Patient List

Facility  e COPD

Beginning Month: 2016-01  
Ending Month: 2016-06

INDEX POPULATION <b>588</b>	INDEX W/READMIT <b>65</b>	READMIT RATE <b>11.1</b>	TOTAL READMITS <b>70</b>
--------------------------------	------------------------------	-----------------------------	-----------------------------



MIPS & APM Quality Requirements: All cause hospital readmission.



Provides real time patient specific information regarding readmit facility and readmit diagnosis.

Overview Patient List

Facility: 
 Disease Type: 
 Discharge Year-Month: 
 Beginning Month: 2016-01
 Ending Month: 2016-06

Return Facility: 
 No. Days:

#	Patient Name	DOB	Sex	Admit Date	Discharge Date	Attending Provider	Condition	Facility	Primary Diagnosis
12	<b>Index</b>								
1	DOE, MARY	1971/01/08	F	2016-01-14	2016-01-15	AMMAR, CHAD (AMMACHP)	COPD	Magnolia Health Center	J44.9 -- CHRONIC OBSTRUCTIVE PU
	<b>First Return</b>			2016-01-24	2016-01-29	KIRK, WESLEY		Teakwood Medical Center	I63.9 -- CEREBRAL INFARCTION, UN
2	DOE, JUDY	1942/11/17	F	2016-01-18	2016-02-04	WINCHESTER, SARA (WINC)	COPD	Magnolia Health Center	J44.9 -- CHRONIC OBSTRUCTIVE PU
	<b>First Return</b>			2016-02-14	2016-02-19	WASHBURN, KATIE		Rosewood Medical Center	B34.9 -- Viral infection, unspecified
3	JONES, ANN	1935/03/07	F	2016-01-24	2016-01-26	WOOLARD, JASON (WOOL)	COPD	Magnolia Health Center	J44.9 -- CHRONIC OBSTRUCTIVE PU
	<b>First Return</b>			2016-02-02	2016-02-04	ANAND, DHEERAJ		Lilly Valley Health Center	J44.9 -- CHRONIC OBSTRUCTIVE PU
4	JONES, LARK	1950/01/01	M	2016-02-02	2016-02-05	KIRK, WESLEY (KIRKWED)	COPD	Magnolia Health Center	J44.9 -- CHRONIC OBSTRUCTIVE PU
	<b>First Return</b>			2016-02-12	2016-02-16	TRAN, DAN		Sunflower Health Center	J18.9 -- PNEUMONIA, UNSPECIFIED
5	JONES, KENDALL	1941/09/18	F	2016-02-04	2016-02-08	KIRK, WESLEY (KIRKWED)	COPD	Magnolia Health Center	J44.9 -- CHRONIC OBSTRUCTIVE PU
	<b>First Return</b>			2016-02-15	2016-02-22	DEBAUN, J		Rosewood Medical Center	I50.23 -- ACUTE ON CHRONIC SYST
6	KING, DIET	1963/03/13	F	2016-02-12	2016-02-12	DURAN, BRENT (DURABRA)	COPD	Magnolia Health Center	J44.9 -- CHRONIC OBSTRUCTIVE PU
	<b>First Return</b>			2016-02-19	2016-02-22	GRIZZELL, BRETT		Rosewood Medical Center	J98.5 -- Diseases of mediastinum, n
7	MARTYN, VICKIE	1961/07/08	F	2016-03-24	2016-04-05	POLLOCK, ANTHONY (POL)	COPD	Magnolia Health Center	J44.9 -- CHRONIC OBSTRUCTIVE PU
	<b>First Return</b>			2016-04-15	2016-05-03	KIRK, WESLEY		Living Memorial Medical Center	J15.5 -- PNEUMONIA DUE TO ESCHE
8	MARTYN, VAN	1938/03/28	M	2016-04-07	2016-04-15	MYERS, KRISTIN (MYERK)	COPD	Magnolia Health Center	J44.9 -- CHRONIC OBSTRUCTIVE PU
	<b>First Return</b>			2016-04-25	2016-04-28	QURESHI, FURHAN		Rosewood Medical Center	J18.8 -- OTHER PNEUMONIA, UNSPE
9	SMITH, LINN	1963/04/13	F	2016-04-04	2016-04-07	MARCOTTE, KENDRA (MARC)	COPD	Magnolia Health Center	J44.9 -- CHRONIC OBSTRUCTIVE PU
	<b>First Return</b>			2016-04-14	2016-04-15	NOLD, R		Living Memorial Medical Center	S27.01XA -- Traumatic pneumothorax
10	SMITH, RICH	1962/11/15	M	2016-04-20	2016-04-23	WINCHESTER, SARA (WINC)	COPD	Magnolia Health Center	J44.9 -- CHRONIC OBSTRUCTIVE PU
	<b>First Return</b>			2016-04-30	2016-05-05	HINKIN, STEPHEN		Violet Medical Center	J44.9 -- CHRONIC OBSTRUCTIVE PU
11	SMYTH, LETTI	1976/06/08	F	2016-05-15	2016-05-15	HINKIN, STEPHEN (HINKST)	COPD	Magnolia Health Center	J44.9 -- CHRONIC OBSTRUCTIVE PU
	<b>First Return</b>			2016-05-21	2016-05-24	CLAWSON, AARON		Lakeside Health	J44.9 -- CHRONIC OBSTRUCTIVE PU
12	SMYTH, MARGO	1957/12/11	F	2016-06-24	2016-06-27	FORGE, JOHN (FORGJOK)	COPD	Magnolia Health Center	J44.9 -- CHRONIC OBSTRUCTIVE PU
	<b>First Return</b>			2016-07-03	2016-07-06	MYERS, KRISTIN		Lakeside Health	J44.9 -- CHRONIC OBSTRUCTIVE PU





High Risk  
Patients



Preventive  
Care



Readmissions



Population  
Health



Patient Gender All Values (4) Patient Age Group All Values (3)

Population Health Condition

- Heart Failure
- Hypertension
- Ischemic Heart Disease
- Prediabetes
- Stroke / Transient Ischemic

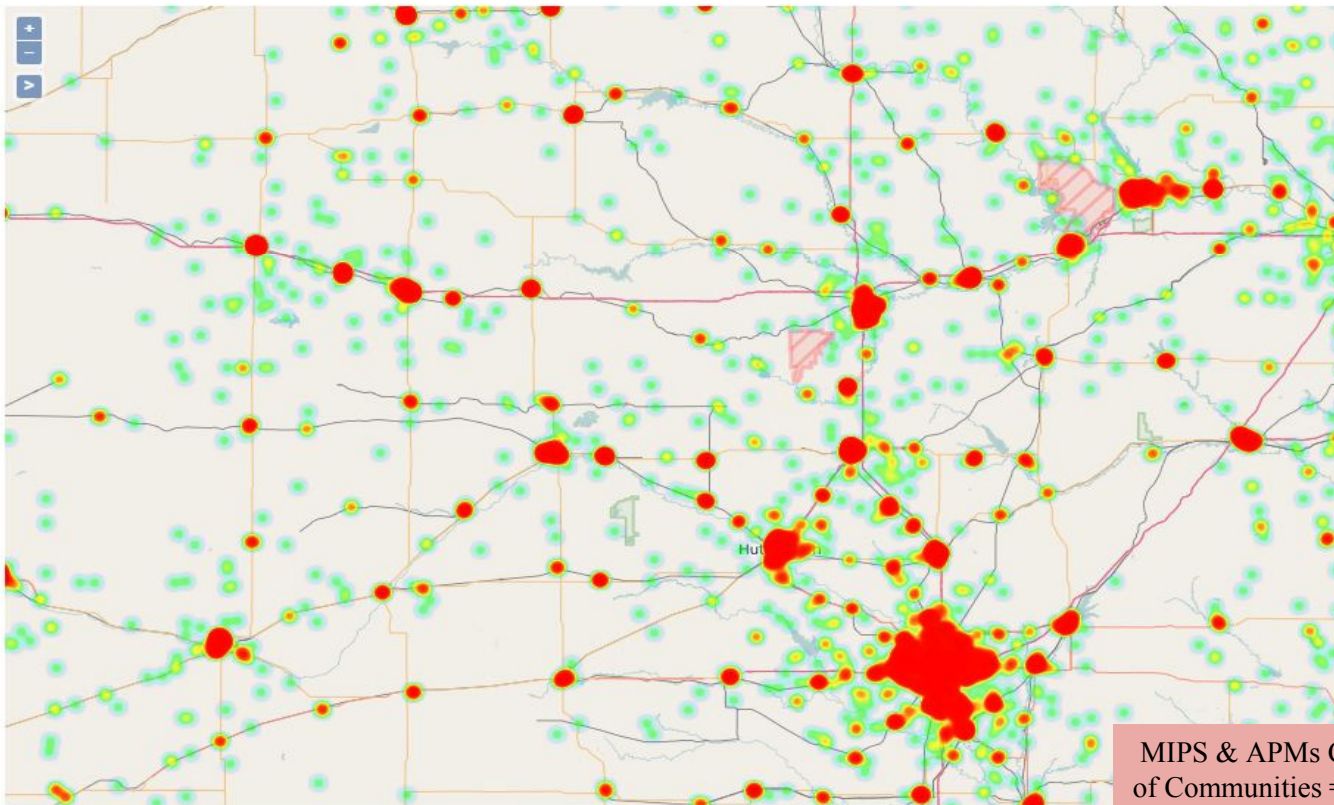
REFERENCED PATIENTS

23,217

OVERALL PATIENTS

2,077,225

Provides real time heat map of disease prevalence by provider.



MIPS & APMs CPIA Requirement: Improve Health Status of Communities = 10 points



Patient Gender All Values (6) Patient Age Group All Values (3) Population Health Condition Heart Failure

REFERENCED PATIENTS

## 23,217

OVERALL PATIENTS

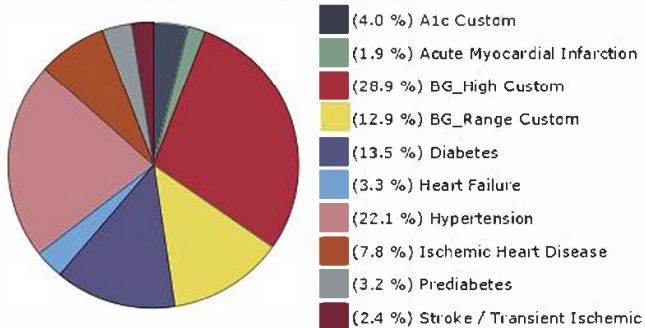
## 2,077,225

Provides patient level drill down of disease prevalence by provider

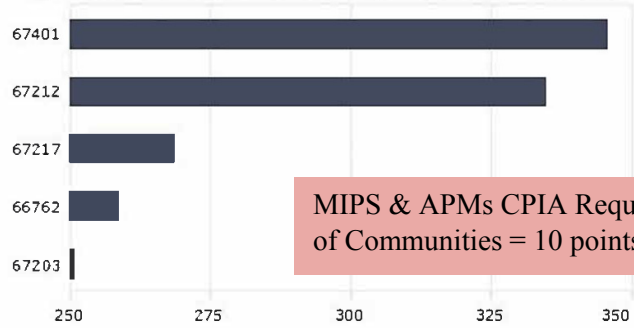
MPI	Patient First Name	Patient Last Name	Patient Sex	Patient Age	Population Health Condition	Most Recent Reference	Most Recent Time	Patients
Subtotals	Subtotals	Subtotals	Subtotals	Subtotals	Subtotals	Subtotals	Subtotals	23,217
1227	A	Apple	F	98	Heart Failure	428.23	2012-10-04 18:13:00	1
1242	A	Ashwood	F	96	Heart Failure	150.9	2016-04-18 21:25:00	1
1258	A	Blackbird	F	85	Heart Failure	428.3	2015-06-26 19:27:00	1
1275	A	Brown	M	87	Heart Failure	111.9	2016-04-30 05:00:00	1
1298	A	Browning	M	90	Heart Failure	428.4	2015-06-27 18:04:00	1
1376	A	Doe	F	87	Heart Failure	150.9	2016-04-11 21:20:00	1
1428	A	Franks	F	87	Heart Failure	150.9	2016-03-03 18:21:00	1
1457	A B	Apple	M	94	Heart Failure	150.9	2016-07-07 22:50:00	1
6537	AARON	Ashwood	M	88	Heart Failure	150.9	2016-03-25 16:00:00	1
6862	AARON	Brown	M	82	Heart Failure	150.9	2016-04-05 18:46:00	1
7396	Aaron	Franks	M	55	Heart Failure	428.23	2013-10-13 03:00:00	1
8743	AARON	Greens	M	71	Heart Failure	150.22	2015-12-08 23:33:00	1
9444	ABAD	Doe	M	52	Heart Failure	150.9	2015-12-30 06:00:00	1
9805	ABBIE	Franks	F	80	Heart Failure	428.2	2015-08-11 03:14:00	1
11264	ABDULKERIM	Jones	M	38	Heart Failure	402.91	2015-08-05 21:50:00	1
11513	ABE	Hamlet	M	85	Heart Failure	150.22	2016-05-06 19:36:00	1
14790	Abraham	Jones	M	92	Heart Failure	428.3	2015-03-06 16:35:00	1
14945	ABRAHAM	Martyns	M	27	Heart Failure	428.22	2015-08-28 19:02:00	1
15369	Abrahamman	Jones	M	47	Heart Failure	428.23	2013-04-15 18:21:00	1
15867	Ada		F	90	Heart Failure	150.31	2016-04-29 05:00:00	1

Excel PDF

### Patients by Population Health Condition



### Zip Codes with Highest Patient Population with Condition



MIPS & APMs CPIA Requirement: Improve Health Status of Communities = 10 points



Patient Gender All Values (4) Patient Age Group All Values (3)

Population Health Condition

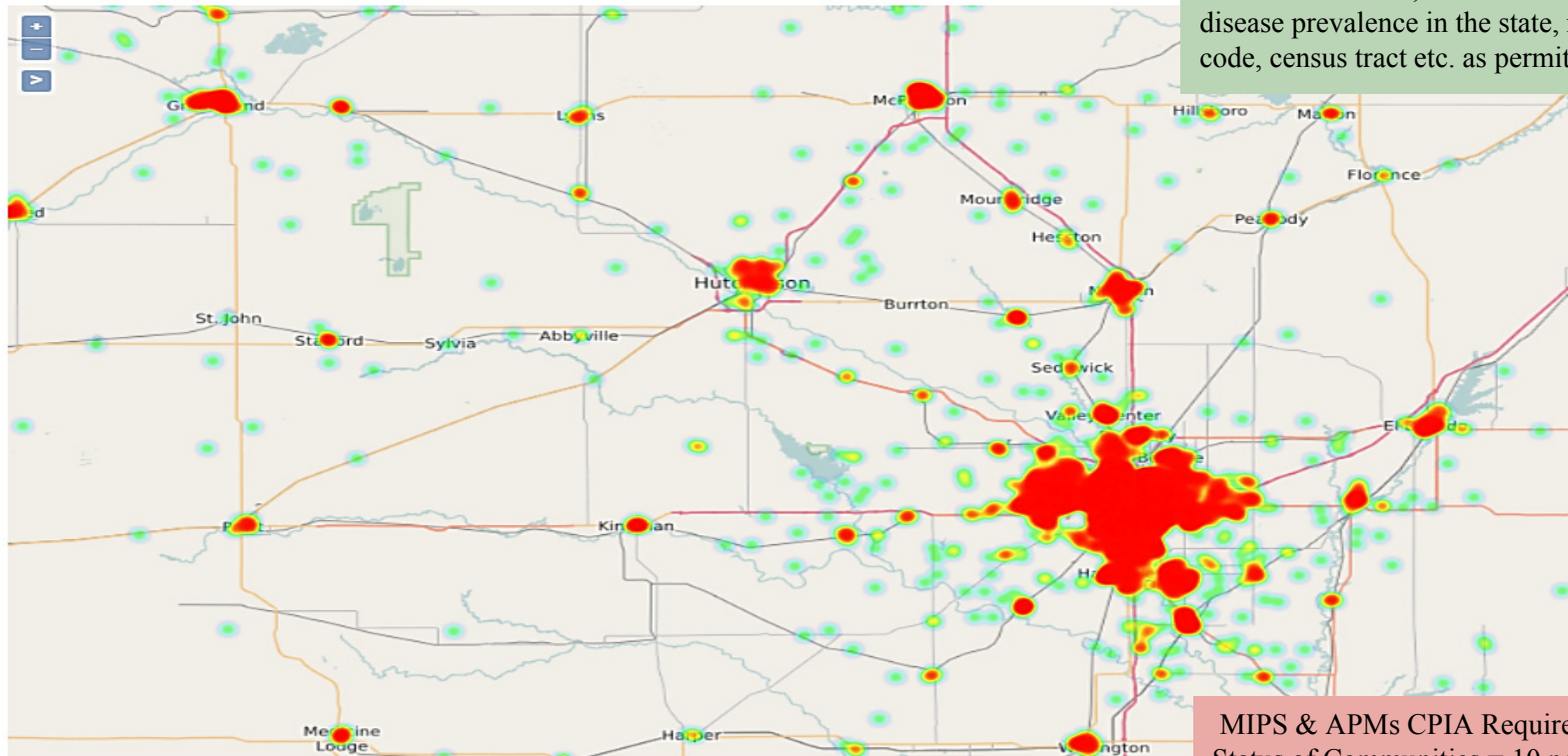
- All Values (7)
- Acute Myocardial Infarction
- Diabetes
- Heart Failure
- Hypertension

TARGETED PATIENTS

13,557

OVERALL PATIENTS

2,077,225



Provides real time, de-identified heat map by disease prevalence in the state, region, city, zip code, census tract etc. as permitted by HIPAA.

MIPS & APMs CPIA Requirement: Improve Health Status of Communities = 10 points



Patient Gender All Values (4) Patient Age Group All Values (3) Population Health Condition Acute Myocardial Infarction

Provides real time, zip code specific information by disease prevalence, gender and age as permitted by HIPPA.

Population Health Condition: Acute Myocardial Infarction

Custom Zip	Total Diagnosed	Male	Female	< 31	31-60	61 +
<u>Subtotal</u>	<u>6,398</u>	<u>3,705</u>	<u>2,693</u>	<u>52</u>	<u>1,604</u>	<u>4,742</u>
67212	290	163	127	3	65	222
67217	260	131	129	1	68	191
67401	253	146	107		74	179
67203	242	132	110	5	52	185
67213	193	105	88		65	128
67218	182	92	90	1	52	129
67216	177	84	93	5	56	116
67204	172	93	79	2	32	138
67214	159	88	71	3	53	103
67211	158	81	77	2	52	104
67037	135	74	61	1	26	108
67207	132	71	61	1	36	95
66762	123	74	49		33	90
66502	113	63	50		23	90
67208	112	53	59	1	35	76
67060	106	61	45	1	17	88
67219	98	58	40	1	34	63
67209	96	62	34	1	23	72
67205	82	46	36		20	62
67460	81	47	34		15	66
67206	80	42	38		9	71
67530	75	43	32	1	20	54
67801	72	44	28		24	48
67114	71	50	21	1	12	58
67846	70	38	32		22	48
67220	69	41	28	1	15	53
67226	69	38	31	1	9	59
67110	62	33	29	2	12	48
66801	58	34	24		13	45
67042	54	31	23		17	37
67235	49	31	18		7	42
67005	47	23	24		17	30
66503	45	28	17		7	38
67147	43	27	16		9	34
67156	43	32	11	1	13	29

Excel PDF



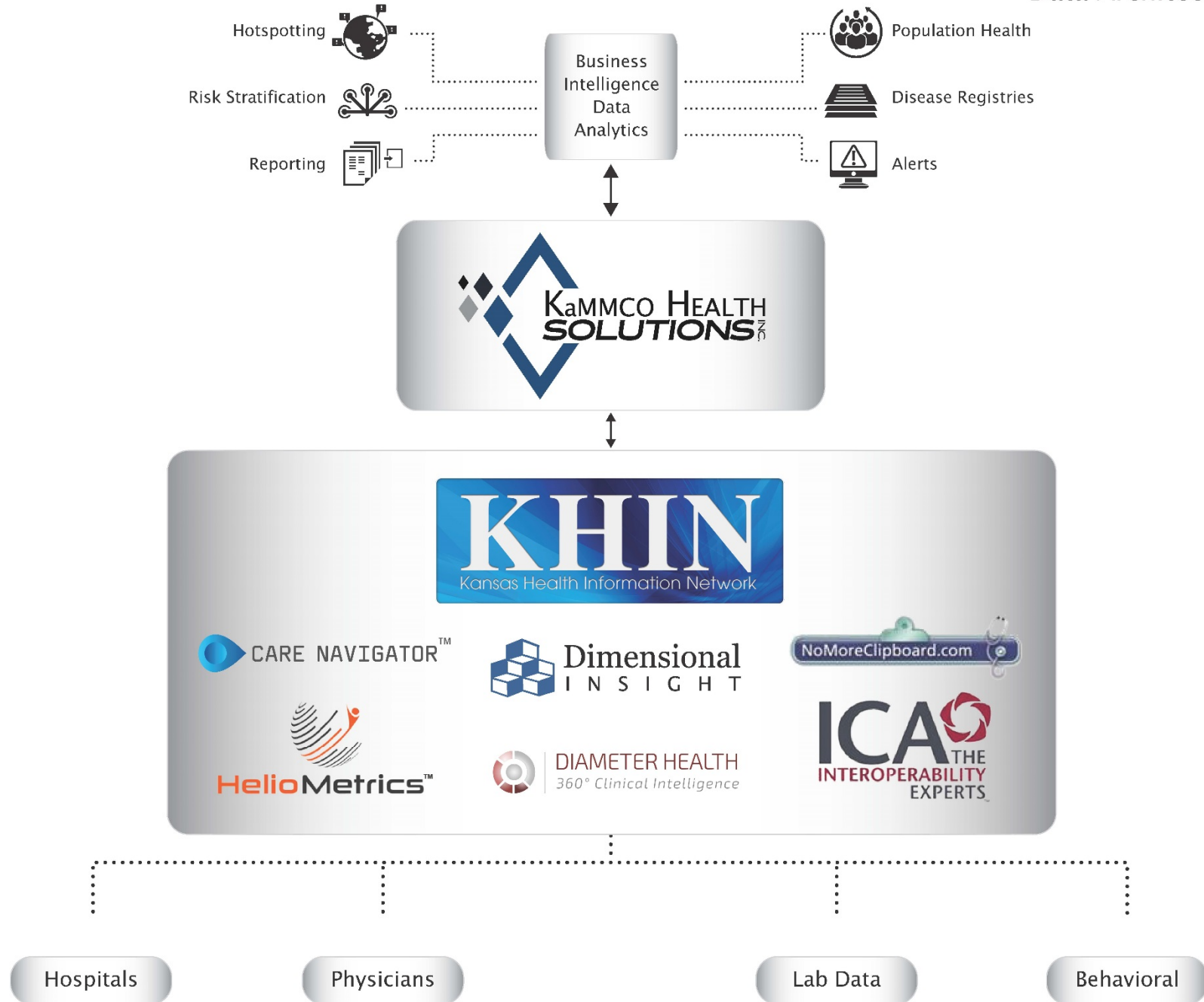
ANALYTICS

EXPERTISE

TECHNOLOGY SOLUTIONS

DATA

# Data Architecture







# QUESTIONS

**Laura McCrary Ed.D**  
Executive Director  
Office: 785-861-7490  
[lmccrary@khinonline.org](mailto:lmccrary@khinonline.org)

